
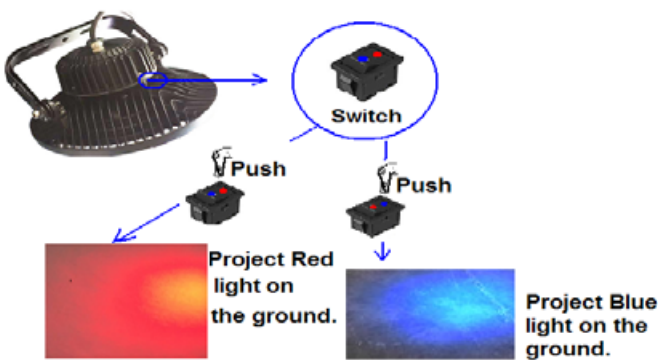


NEW DUAL COLORS LED CRANE SAFETY SIGNAL LIGHT



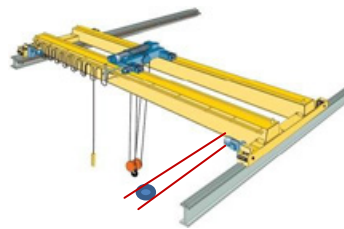
A LED safety spot light, designed to project a bright Blue/Red(or other colors) beam pattern on the ground and serve as a visual warning indicator. It projects a sizeable and powerful beam pattern, ideal for applications such as cranes or other tall equipment where the light needs to travel a further distance without sacrificing on intensity.



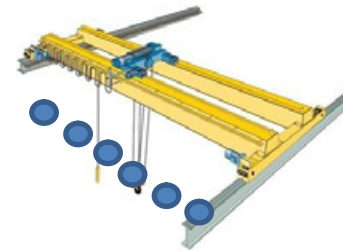
Mounting Height	Max Lux	Pattern Diameter
20 feet	1,110	2.10 feet
30 feet	508	3.05 feet
40 feet	280	4.50 feet
50 feet	210	5.10 feet



Mounted on Hoist Trolley to Indicate Hook Position.



Mounted on Crane Girder to Indicate position over Pedestrian Walkway.



Multiple units mounted on Crane Girder to give sweeping coverage.

SPECIFICATIONS:

- Housing material: Aluminum die casting
- LED: Cree or Samsung
- Dimensions: 8.2"(dia) X 5.9"(H)
- Weight: 8Lbs
- Watts: 60W • Lumens: 2700lm
- Color: Blue&Red (Other colors optional)
- Beam Angle: 5°
- Ambient Temperature Range: -40+70°C
- Lifetime Span: 80,000 hours.
- Input Voltage: 100-277VAC;250VDC;480VAC (20-32VDC optional)

MODELS:

CSL60-100-277BR

100-277 VAC, Blue/Red colors 60 W. LED Crane Safety Signal Light.

CSL60-250BR

125-250 VDC, Blue/Red colors 60 W. LED Crane Safety Signal Light.

CSL60-480

480 VAC, 60 W. LED Crane Safety Signal Light (Please specify Blue or Red color when ordering).